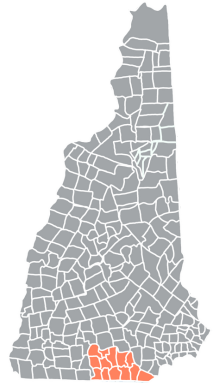


This snapshot summarizes narrative findings from learning sessions held with key regional stakeholders identified by the Public Health Networks and community agencies. Data sources are listed under corresponding infographic.



**INVOLVE PEOPLE WITH LIVED EXPERIENCE IN PLANNING & EVALUATION**

Recovery services primarily staffed by people in recovery and imbedded in other services. Some sites use patient satisfaction/consumer surveys to incorporate the voices of people with lived experience.

**PROVIDING NON-STIGMATIZING SERVICES**

Large local population of Spanish and Portuguese speaking clients, hire multi-lingual staff, staff receives cultural humility and equity trainings. Regional focus on person-first language. One agency reported discontinuation of stigma reduction trainings due to lack of funding.

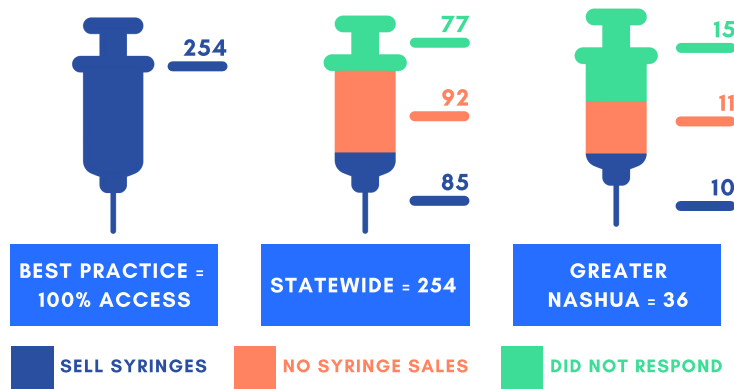
**COLLABORATION ACROSS THE CONTINUUM OF CARE**

Strong partnerships between the Doorway, Greater Nashua Mental Health, the Mayor's Opioid Task Force, Revive Recovery, Harbor Care, and Federally Qualified Health Centers (FQHCs). Community partners address social determinants of health (soup kitchens, United Way, public health department). No mention of services beyond the city of Nashua.

**INFECTION PREVENTION**

Many organizations report vaccination clinics for flu shots. STI/HIV/HCV testing and immunizations provided through the Nashua Public Health Department. Local SSP (SSANA) provides safe injecting supplies. COVID testing is provided throughout Nashua by multiple agencies.

### PHARMACY SYRINGE ACCESS



SOURCE: SURVEY OF ALL NH RETAIL PHARMACIES CONDUCTED BY UNH IN 2020 (N=174; TOTAL NH RETAIL PHARMACIES = 254; RESPONSE RATE 68.5%)

### SYRINGE SERVICES PROGRAM ACCESS


**SSANA**  
 SYRINGE SERVICE ALLIANCE OF THE NASHUA AREA  
 The community initiative for harm reduction

NASHUA -

[WWW.NASHUANH.GOV/1174/SYRINGE-SERVICES-SSANA](http://WWW.NASHUANH.GOV/1174/SYRINGE-SERVICES-SSANA)

SOURCE: SYRINGE SERVICE PROGRAMS REGISTERED IN NH, VT, AND ME

### HOSPITAL DISCHARGES WITH CONCURRENT INFECTION AND OPIOID USE^ STATEWIDE DRUG RELATED INFECTIONS GREATER NASHUA



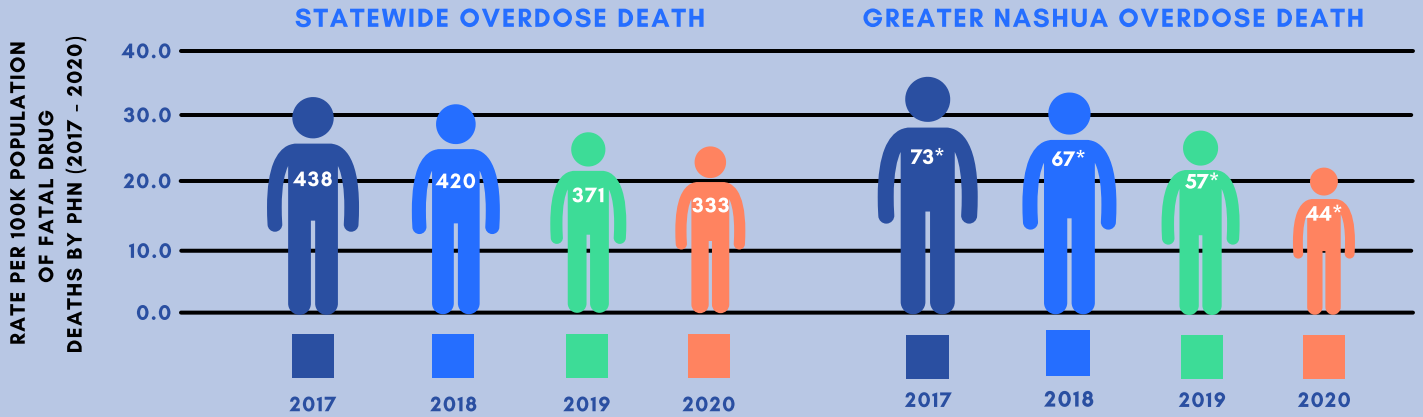
\*THE SIZE OF THE BANDAGE IS THE RATE PER HUNDRED THOUSAND, TO ALLOW FOR COMPARABILITY. THE NUMBER ON THE BANDAGE REPRESENTS THE ACTUAL NUMBER OF ED AND INPATIENT DISCHARGES WITH CONCURRENT INFECTION AND OPIOID USE CODES. SOURCE: OFFICE OF HEALTH STATISTICS AND DATA MANAGEMENT, BUREAU OF PUBLIC HEALTH STATISTICS AND INFORMATICS, NH DEPARTMENT OF HEALTH AND HUMAN SERVICES ^INCLUDED CASES OF CELLULITIS, ABSCESS, SKIN INFECTION, BACTEREMIA, SEPTIC ARTHRITIS, OSTEOMYELITIS, OR ENDOCARDITIS AND OPIOID USE, OPIOID ABUSE, OPIOID DEPENDENCE, OPIOID POISONING, OR ADVERSE EFFECT OF OPIOID

**ACCESS TO NALOXONE**

All partners perceive sufficient access to naloxone. All organizations reported distributing naloxone to clients, and receive adequate supply from the Doorway.

**REFERRAL TO SUD TREATMENT SERVICES**

Substance Use Disorder (SUD) treatment services are available but with varying barriers (i.e., insurance, gender, MOUD status): Referrals to the Doorway, Greater Nashua Mental Health, Lamprey, Keystone, Harbor Care, and Hampstead Hospital for treatment services. Revive Recovery Resource Center (Recovery Community Organization (RCO) in Nashua).



\*THE SIZE OF THE PERSON IS THE RATE PER HUNDRED THOUSAND, TO ALLOW FOR COMPARABILITY. THE NUMBER ON THE PERSON IS THE ACTUAL NUMBER OF OVERDOSE DEATHS. SOURCE: THE NH PRESCRIPTION DRUG MONITORING PROGRAM (2020)

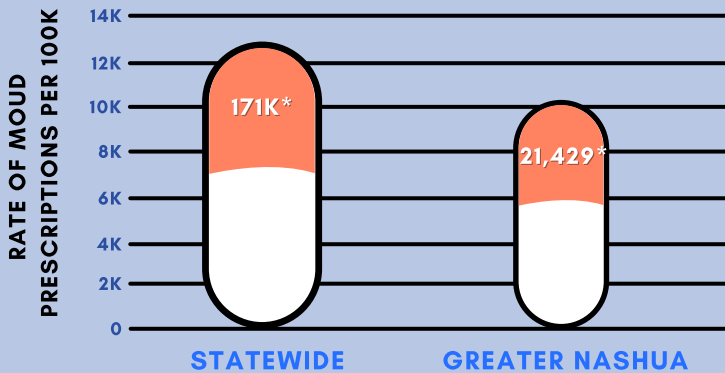
**HOUSING**

Some shelters are available in Nashua, long waitlists for longer-term housing. Homelessness services are low-barrier allowing those with active Substance Use Disorder (SUD) which can pose challenges to clients in recovery.

**ACCESS TO MEDICATIONS FOR OPIOID USE DISORDER (MOUD\*)**

Multiple providers/resources for MOUD (Vivitrol, Buprenorphine, methadone, and naltrexone) in Nashua. All organizations either provided in house or are partnered with an agency that provides on premises.

**TOTAL RX MOUD PRESCRIPTIONS PER 100K PER YEAR 2020**



**NUMBER OF ACTIVE BUPRENORPHINE PRESCRIBERS PER 100K PER YEAR 2020**



\*THE SIZE OF THE ICON IS THE RATE PER HUNDRED THOUSAND, TO ALLOW FOR COMPARABILITY. THE NUMBER ON THE ICON IS THE ACTUAL NUMBER OF PRESCRIPTIONS OR PRESCRIBERS. SOURCE: THE NH PRESCRIPTION DRUG MONITORING PROGRAM (2020)

**IMPACT OF COVID-19**

Increase in telehealth use by many local agencies. Service providers have decreased hours or eliminated programs. Alcoholics Anonymous/Narcotics Anonymous (AA/NA) and recovery support programs are virtual which may be more convenient but less engaging for some participants.