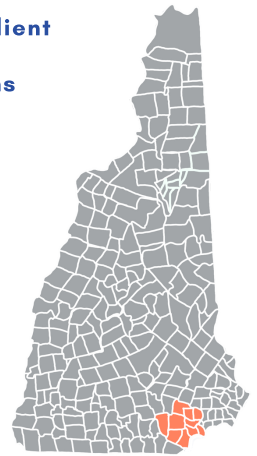


This snapshot summarizes narrative findings from learning sessions held with key regional stakeholders identified by the Public Health Networks and community agencies. Data sources are listed under corresponding infographic.



**INVOLVE PEOPLE WITH LIVED EXPERIENCE IN PLANNING & EVALUATION**

Involvement of people with lived experience via patient/client satisfaction surveys and peer recovery support groups. Opportunities for more engagement in leadership positions and planning.

**PROVIDING NON-STIGMATIZING SERVICES**

Most organizations reported hosting trainings on non-stigmatizing language, person-first language, trauma-informed care, and/or harm reduction. Client involvement via person centered planning described.

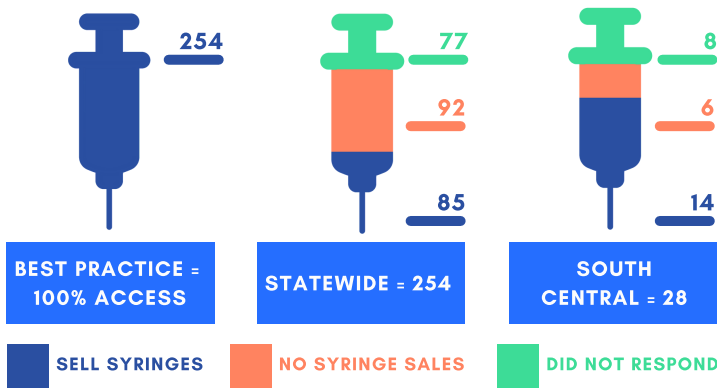
**COLLABORATION ACROSS THE CONTINUUM OF CARE**

Partnerships with local organizations throughout the region for prevention (Pinkerton Academy) and substance use disorder (SUD) providers including: Center for Life Management, Derry Friendship Center, and treatment centers.

**INFECTION PREVENTION**

No Syringe Service Program (SSP) in the region. Some organizations offer education/testing for HIV/Hepatitis C/Sexually Transmitted Infections onsite. Otherwise, primarily refer to PCPs, Emergency Departments or Urgent Care.

### PHARMACY SYRINGE ACCESS



SOURCE: SURVEY OF ALL NH RETAIL PHARMACIES CONDUCTED BY UNH IN 2020 (N= 174: TOTAL NH RETAIL PHARMACIES = 254; RESPONSE RATE 68.5%)

### SYRINGE SERVICES PROGRAM ACCESS

**NO SYRINGE SERVICES PROGRAM IN REGION**

#### DISTANCES TO CLOSEST\*

- 13.1 MI NASHUA
- 14.1 MI MANCHESTER
- 34.7 MI DOVER

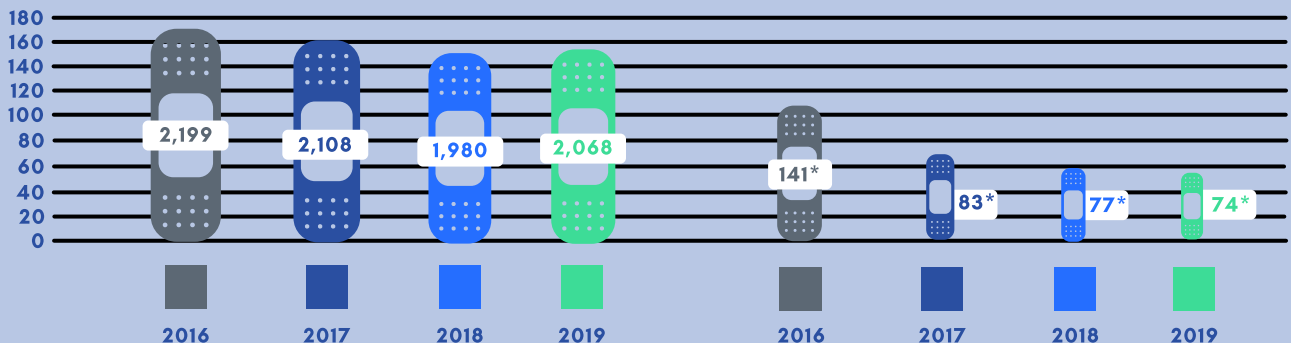
[CHSGREATERDERRY.ORG/](http://CHSGREATERDERRY.ORG/)

\*DISTANCES TO CLOSEST SYRINGE SERVICES PROGRAMS FROM PUBLIC HEALTH NETWORK IN SALEM, NH

SOURCE: SYRINGE SERVICE PROGRAMS REGISTERED IN NH, VT, AND ME

### HOSPITAL DISCHARGES WITH CONCURRENT INFECTION AND OPIOID USE^ STATEWIDE DRUG RELATED INFECTIONS SOUTH CENTRAL

RATE PER 100K POPULATION OF DRUG RELATED HOSPITALIZATIONS AND ED VISITS BY PHN (2016-2019)



\*THE SIZE OF THE BANDAGE IS THE RATE PER HUNDRED THOUSAND, TO ALLOW FOR COMPARABILITY. THE NUMBER ON THE BANDAGE REPRESENTS THE ACTUAL NUMBER OF ED AND INPATIENT DISCHARGES WITH CONCURRENT INFECTION AND OPIOID USE CODES. SOURCE: OFFICE OF HEALTH STATISTICS AND DATA MANAGEMENT, BUREAU OF PUBLIC HEALTH STATISTICS AND INFORMATICS, NH DEPARTMENT OF HEALTH AND HUMAN SERVICES ^INCLUDED CASES OF CELLULITIS, ABSCESS, SKIN INFECTION, BACTEREMIA, SEPTIC ARTHRITIS, OSTEOMYELITIS, OR ENDOCARDITIS AND OPIOID USE, OPIOID ABUSE, OPIOID DEPENDENCE, OPIOID POISONING, OR ADVERSE EFFECT OF OPIOID

**ACCESS TO NALOXONE**

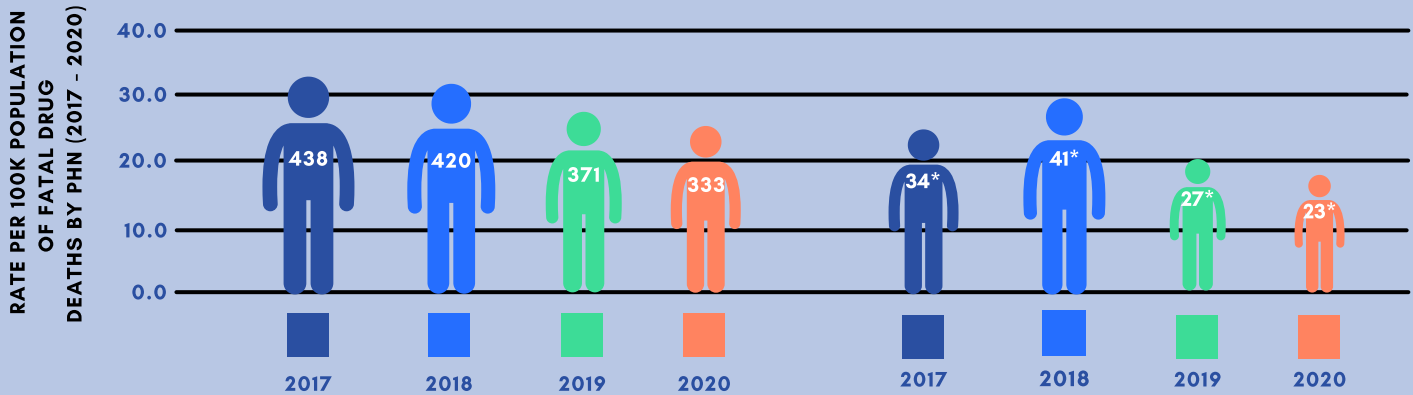
All partners report sufficient access to naloxone for care providers, limited low barrier access for clients most in need. No reported targeted outreach to those at greatest risk. Many organizations have either been trained or provide naloxone trainings.

**REFERRAL TO SUD TREATMENT SERVICES**

Most referrals out of catchment area, primarily to the Manchester Doorway, Farnum, MOUD providers, or programs out of state. No inpatient SUD services in state for teens.

**STATEWIDE OVERDOSE DEATH**

**SOUTH CENTRAL OVERDOSE DEATH**



\*THE SIZE OF THE PERSON IS THE RATE PER HUNDRED THOUSAND, TO ALLOW FOR COMPARABILITY. THE NUMBER ON THE PERSON IS THE ACTUAL NUMBER OF OVERDOSE DEATHS. SOURCE: OFFICE OF THE NH MEDICAL EXAMINER (2017-2020)

**HOUSING**

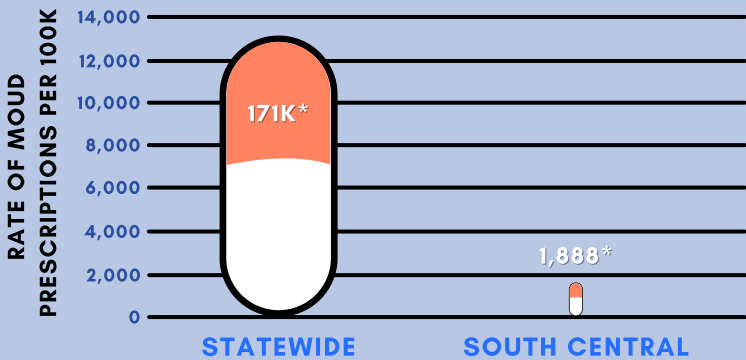
Lack of access to low-barrier housing. No shelters in region. Most refer to Manchester for services/resources.

**ACCESS TO MEDICATIONS FOR OPIOID USE DISORDER (MOUD\*)**

A few organizations provide access to Vivitrol in house. Buprenorphine available through Parkland Medical Center, Addiction Recovery Services, Urgent Cares, Better Life Partners, and Harbor Care. Access perceived as adequate.

**TOTAL RX MOUD PRESCRIPTIONS PER 100K PER YEAR 2020**

**NUMBER OF ACTIVE BUPRENORPHINE PRESCRIBERS PER 100K PER YEAR 2020**



\*THE SIZE OF THE ICON IS THE RATE PER HUNDRED THOUSAND, TO ALLOW FOR COMPARABILITY. THE NUMBER ON THE ICON IS THE ACTUAL NUMBER OF PRESCRIPTIONS OR PRESCRIBERS. SOURCE: THE NH PRESCRIPTION DRUG MONITORING PROGRAM (2020)

**IMPACT OF COVID-19**

Increased use of telehealth, but access is challenging for those lacking tech or tech literacy. Focus and connection difficult via telehealth. Increases cited for overdoses, relapses, and waitlist times. Disruptions in operations, capacity, trainings, and events.