

This snapshot summarizes narrative findings from learning sessions held with key regional stakeholders identified by the Public Health Networks and community agencies. Data sources are listed under corresponding infographic.

**INVOLVE PEOPLE WITH LIVED EXPERIENCE IN PLANNING & EVALUATION**

Focus groups are utilized in project planning, many organizations use patient satisfaction surveys. Lots of organizational leadership held by people with lived experience.

**PROVIDING NON-STIGMATIZING SERVICES**

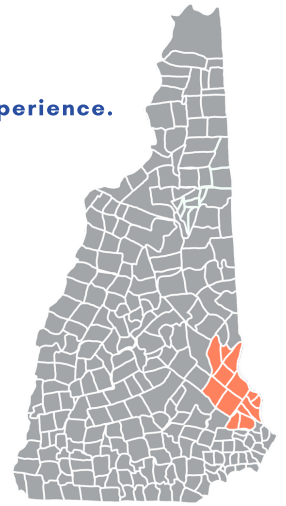
Motivational interviewing used throughout the region. Some organizations are involved with the Strafford County drug court. Numerous trainings on person-first language, stigma, harm reduction, shared decision making, and cultural humility.

**COLLABORATION ACROSS THE CONTINUUM OF CARE**

Community Care Team (CCT) has fostered collaboration between many organizations/providers. Opportunities for improvements in continuity with Substance Use Disorder (SUD) treatment i.e. different levels of treatment are siloed and gaps noted for clients returning to the community post-treatment.

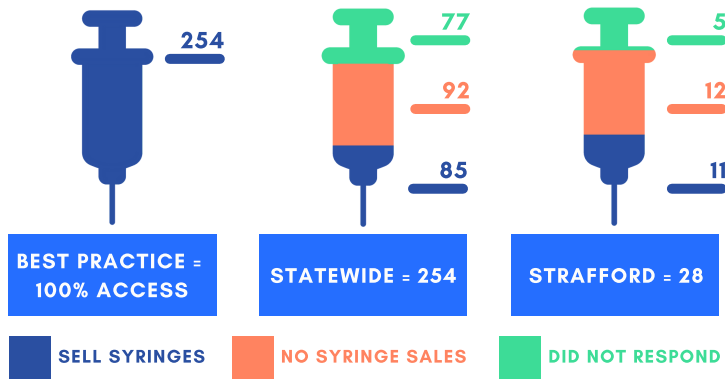
**INFECTION PREVENTION**

The community health center (Goodwin) has Hepatitis C treatment program offered with Medications for Opioid Use Disorder (MOUD). Lots of engagement with regional SSP but gaps in access via pharmacies.



### PHARMACY SYRINGE ACCESS

### SYRINGE SERVICES PROGRAM ACCESS




DOVER, ROCHESTER, & SOMERSWORTH

[HTTP://NHHRC.ORG/HANDUP/](http://nhhrc.org/handup/)

SOURCE: SURVEY OF ALL NH RETAIL PHARMACIES CONDUCTED BY UNH IN 2020 (N= 174: TOTAL NH RETAIL PHARMACIES = 254; RESPONSE RATE 68.5%)

SOURCE: SYRINGE SERVICE PROGRAMS REGISTERED IN NH, VT, AND ME

### HOSPITAL DISCHARGES WITH CONCURRENT INFECTION AND OPIOID USE<sup>^</sup>



<sup>^</sup>THE SIZE OF THE BANDAGE IS THE RATE PER HUNDRED THOUSAND, TO ALLOW FOR COMPARABILITY. THE NUMBER ON THE BANDAGE REPRESENTS THE ACTUAL NUMBER OF ED AND INPATIENT DISCHARGES WITH CONCURRENT INFECTION AND OPIOID USE CODES. SOURCE: OFFICE OF HEALTH STATISTICS AND DATA MANAGEMENT, BUREAU OF PUBLIC HEALTH STATISTICS AND INFORMATICS, NH DEPARTMENT OF HEALTH AND HUMAN SERVICES <sup>^</sup>INCLUDED CASES OF CELLULITIS, ABSCESS, SKIN INFECTION, BACTEREMIA, SEPTIC ARTHRITIS, OSTEOMYELITIS, OR ENDOCARDITIS AND OPIOID USE, OPIOID ABUSE, OPIOID DEPENDENCE, OPIOID POISONING, OR ADVERSE EFFECT OF OPIOID

**ACCESS TO NALOXONE**

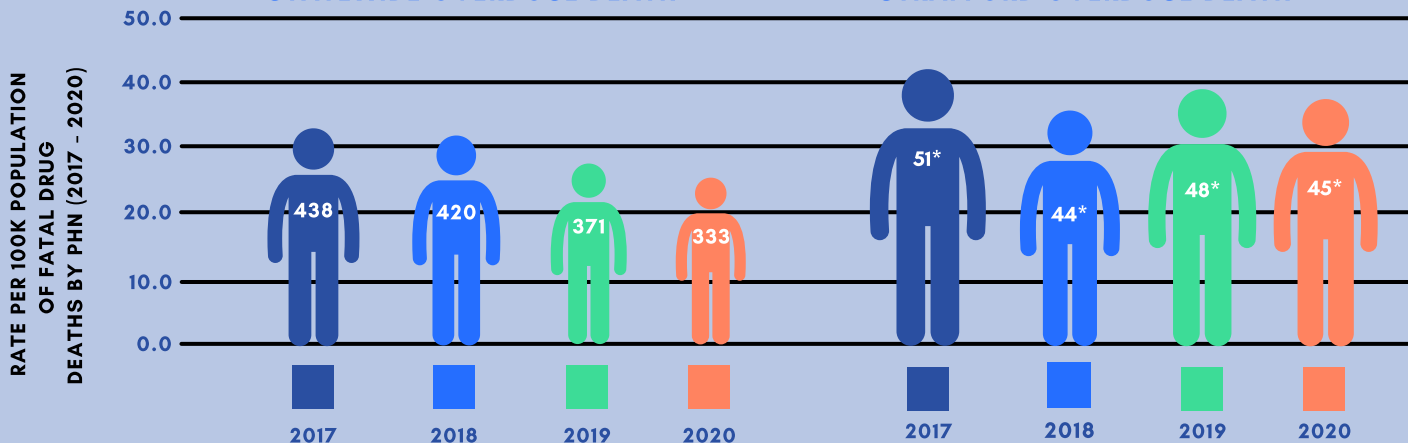
All partners report sufficient access to naloxone. All organizations reported distributing naloxone to clients, and receive adequate supply from the Doorway. Targeted outreach to most vulnerable people who use drugs/are housing insecure.

**REFERRAL TO SUD TREATMENT SERVICES**

Some organizations report confusion with how to access treatment from a client's perspective. Adequate access to outpatient treatment, but challenges accessing residential treatment and services for co-occurring disorders (SUD & psychiatric).

**STATEWIDE OVERDOSE DEATH**

**STRAFFORD OVERDOSE DEATH**



\*THE SIZE OF THE PERSON IS THE RATE PER HUNDRED THOUSAND, TO ALLOW FOR COMPARABILITY. THE NUMBER ON THE PERSON IS THE ACTUAL NUMBER OF OVERDOSE DEATHS.

SOURCE: OFFICE OF THE NH MEDICAL EXAMINER (2017-2020)

**HOUSING**

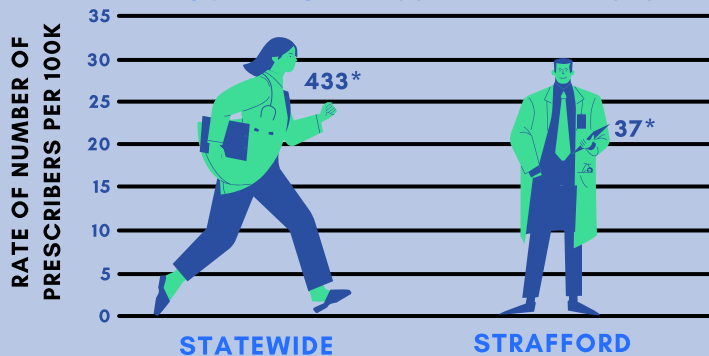
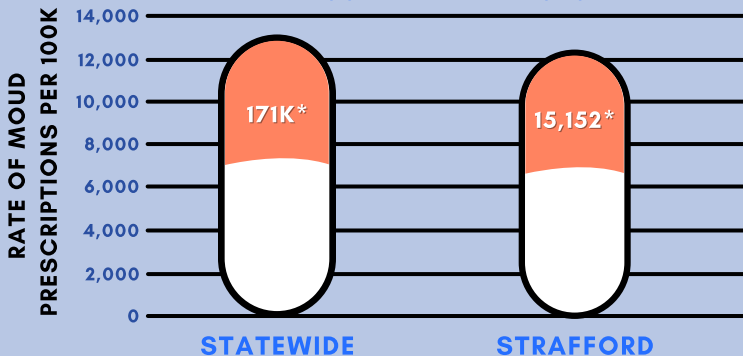
No low-barrier housing, need for more including rapid rehousing even with active drug use. Strict abstinence only policies at shelters. Housing is severely lacking throughout the region, particularly recovery housing that accepts MOUD.

**ACCESS TO MEDICATIONS FOR OPIOID USE DISORDER (MOUD\*)**

Doorwayvery helpful in accessing buprenorphine including the bridge program at Wentworth Douglass Hospital. Multiple options for buprenorphine but difficulty accessing methadone in the region. Many buprenorphine providers are at capacity for taking on new patients.

**TOTAL RX MOUD PRESCRIPTIONS PER 100K PER YEAR 2020**

**NUMBER OF ACTIVE BUPRENORPHINE PRESCRIBERS PER 100K PER YEAR 2020**



\*THE SIZE OF THE ICON IS THE RATE PER HUNDRED THOUSAND, TO ALLOW FOR COMPARABILITY. THE NUMBER ON THE ICON IS THE ACTUAL NUMBER OF PRESCRIPTIONS OR PRESCRIBERS.

SOURCE: THE NH PRESCRIPTION DRUG MONITORING PROGRAM (2020)

**IMPACT OF COVID-19**

Increased use of telehealth, but access is difficult for those experiencing homelessness. It has been more challenging to connect with clients during COVID. Increase in alcohol and stimulant use reported.